

### 3.4 Autocorrelation and Partial Autocorrelation

We begin by exhibiting the ACF of an MA( $q$ ) process,  $x_t = \theta(B)w_t$ , where  $\theta(B) = 1 + \theta_1 B + \dots + \theta_q B^q$ . Because  $x_t$  is a finite linear combination of white noise terms, the process is stationary with mean

$$E(x_t) = \sum_{j=0}^q \theta_j E(w_{t-j}) = 0,$$

where we have written  $\theta_0 = 1$ , and with autocovariance function

$$\begin{aligned} \gamma(h) &= \text{cov}(x_{t+h}, x_t) = \text{cov}\left(\sum_{j=0}^q \theta_j w_{t+h-j}, \sum_{k=0}^q \theta_k w_{t-k}\right) \\ &= \begin{cases} \sigma_w^2 \sum_{j=0}^{q-h} \theta_j \theta_{j+h}, & 0 \leq h \leq q \\ 0 & h > q. \end{cases} \end{aligned} \quad (3.42)$$

Recall that  $\gamma(h) = \gamma(-h)$ , so we will only display the values for  $h \geq 0$ . The cutting off of  $\gamma(h)$  after  $q$  lags is the signature of the MA( $q$ ) model. Dividing (3.42) by  $\gamma(0)$  yields the ACF of an MA( $q$ ):

$$\rho(h) = \begin{cases} \frac{\sum_{j=0}^{q-h} \theta_j \theta_{j+h}}{1 + \theta_1^2 + \dots + \theta_q^2} & 1 \leq h \leq q \\ 0 & h > q. \end{cases} \quad (3.43)$$

For a causal ARMA( $p, q$ ) model,  $\phi(B)x_t = \theta(B)w_t$ , where the zeros of  $\phi(z)$  are outside the unit circle, write

$$x_t = \sum_{j=0}^{\infty} \psi_j w_{t-j}. \quad (3.44)$$

It follows immediately that  $E(x_t) = 0$ . Also, the autocovariance function of  $x_t$  can be written as

$$\gamma(h) = \text{cov}(x_{t+h}, x_t) = \sigma_w^2 \sum_{j=0}^{\infty} \psi_j \psi_{j+h}, \quad h \geq 0. \quad (3.45)$$

We could then use (3.40) and (3.41) to solve for the  $\psi$ -weights.

#### Example 3.11 The $\psi$ -weights for an ARMA Model

For a causal ARMA( $p, q$ ) model,  $\phi(B)x_t = \theta(B)w_t$ , where the zeros of  $\phi(z)$  are outside the unit circle, recall that we may write

$$x_t = \sum_{j=0}^{\infty} \psi_j w_{t-j},$$

where the  $\psi$ -weights are determined using Property 3.1.

For the pure  $\tilde{\text{MA}}(q)$  model,  $\psi_0 = 1$ ,  $\psi_j = \theta_j$ , for  $j = 1, \dots, q$ , and  $\psi_j = 0$ , otherwise. For the general case of  $\text{ARMA}(p, q)$  models, the task of solving for the  $\psi$ -weights is much more complicated, as was demonstrated in Example 3.7. The use of the theory of homogeneous difference equations can help here. To solve for the  $\psi$ -weights in general, we must match the coefficients in  $\phi(z)\psi(z) = \theta(z)$ :

$$(1 - \phi_1 z - \phi_2 z^2 - \dots)(\psi_0 + \psi_1 z + \psi_2 z^2 + \dots) = (1 + \theta_1 z + \theta_2 z^2 + \dots).$$

The first few values are

$$\begin{aligned}\psi_0 &= 1 \\ \psi_1 - \phi_1 \psi_0 &= \theta_1 \\ \psi_2 - \phi_1 \psi_1 - \phi_2 \psi_0 &= \theta_2 \\ \psi_3 - \phi_1 \psi_2 - \phi_2 \psi_1 - \phi_3 \psi_0 &= \theta_3 \\ &\vdots\end{aligned}$$

where we would take  $\phi_j = 0$  for  $j > p$ , and  $\theta_j = 0$  for  $j > q$ . The  $\psi$ -weights satisfy the homogeneous difference equation given by

$$\psi_j - \sum_{k=1}^p \phi_k \psi_{j-k} = 0, \quad j \geq \max(p, q + 1), \quad (3.40)$$

with initial conditions

$$\psi_j - \sum_{k=1}^j \phi_k \psi_{j-k} = \theta_j, \quad 0 \leq j < \max(p, q + 1). \quad (3.41)$$

### Example 3.9 The ACF of an AR(2) Process

Suppose  $x_t = \phi_1 x_{t-1} + \phi_2 x_{t-2} + w_t$  is a causal AR(2) process. Multiply each side of the model by  $x_{t-h}$  for  $h > 0$ , and take expectation:

$$E(x_t x_{t-h}) = \phi_1 E(x_{t-1} x_{t-h}) + \phi_2 E(x_{t-2} x_{t-h}) + E(w_t x_{t-h}).$$

The result is

$$\gamma(h) = \phi_1 \gamma(h-1) + \phi_2 \gamma(h-2), \quad h = 1, 2, \dots \quad (3.36)$$

In (3.36), we used the fact that  $E(x_t) = 0$  and for  $h > 0$ ,

$$E(w_t x_{t-h}) = E\left(w_t \sum_{j=0}^{\infty} \psi_j w_{t-h-j}\right) = 0.$$

Divide (3.36) through by  $\gamma(0)$  to obtain the difference equation for the ACF of the process:

$$\rho(h) - \phi_1 \rho(h-1) - \phi_2 \rho(h-2) = 0, \quad h = 1, 2, \dots \quad (3.37)$$

The initial conditions are  $\rho(0) = 1$  and  $\rho(-1) = \phi_1 / (1 - \phi_2)$ , which is obtained by evaluating (3.37) for  $h = 1$  and noting that  $\rho(1) = \rho(-1)$ .

$$\begin{aligned}
\gamma(h) &= \text{cov}(x_{t+h}, x_t) = \text{cov}\left(\sum_{j=1}^p \phi_j x_{t+h-j} + \sum_{j=0}^q \theta_j w_{t+h-j}, x_t\right) \\
&= \sum_{j=1}^p \phi_j \gamma(h-j) + \sigma_w^2 \sum_{j=h}^q \theta_j \psi_{j-h}, \quad h \geq 0,
\end{aligned} \tag{3.46}$$

where we have used the fact that, for  $h \geq 0$ ,

$$\text{cov}(w_{t+h-j}, x_t) = \text{cov}\left(w_{t+h-j}, \sum_{k=0}^{\infty} \psi_k w_{t-k}\right) = \psi_{j-h} \sigma_w^2.$$

From (3.46), we can write a general homogeneous equation for the ACF of a causal ARMA process:

$$\gamma(h) - \phi_1 \gamma(h-1) - \cdots - \phi_p \gamma(h-p) = 0, \quad h \geq \max(p, q+1), \tag{3.47}$$

with initial conditions

$$\gamma(h) - \sum_{j=1}^p \phi_j \gamma(h-j) = \sigma_w^2 \sum_{j=h}^q \theta_j \psi_{j-h}, \quad 0 \leq h < \max(p, q+1). \tag{3.48}$$

Dividing (3.47) and (3.48) through by  $\gamma(0)$  will allow us to solve for the ACF,  $\rho(h) = \gamma(h)/\gamma(0)$ .

### Example 3.12 The ACF of an AR( $p$ )

In Example 3.9 we considered the case where  $p = 2$ . For the general case, it follows immediately from (3.47) that

$$\rho(h) - \phi_1 \rho(h-1) - \cdots - \phi_p \rho(h-p) = 0, \quad h \geq p. \tag{3.49}$$

**Example 3.13 The ACF of an ARMA(1, 1)**

Consider the ARMA(1, 1) process  $x_t = \phi x_{t-1} + \theta w_{t-1} + w_t$ , where  $|\phi| < 1$ . Based on (3.47), the autocovariance function satisfies

$$\gamma(h) - \phi\gamma(h-1) = 0, \quad h = 2, 3, \dots,$$

and it follows from (3.29)–(3.30) that the general solution is

$$\gamma(h) = c\phi^h, \quad h = 1, 2, \dots \quad (3.51)$$

To obtain the initial conditions, we use (3.48):

$$\gamma(0) = \phi\gamma(1) + \sigma_w^2[1 + \theta\phi + \theta^2] \quad \text{and} \quad \gamma(1) = \phi\gamma(0) + \sigma_w^2\theta.$$

Solving for  $\gamma(0)$  and  $\gamma(1)$ , we obtain:

$$\gamma(0) = \sigma_w^2 \frac{1 + 2\theta\phi + \theta^2}{1 - \phi^2} \quad \text{and} \quad \gamma(1) = \sigma_w^2 \frac{(1 + \theta\phi)(\phi + \theta)}{1 - \phi^2}.$$

To solve for  $c$ , note that from (3.51),  $\gamma(1) = c\phi$  or  $c = \gamma(1)/\phi$ . Hence, the specific solution for  $h \geq 1$  is

$$\gamma(h) = \frac{\gamma(1)}{\phi} \phi^h = \sigma_w^2 \frac{(1 + \theta\phi)(\phi + \theta)}{1 - \phi^2} \phi^{h-1}.$$

Finally, dividing through by  $\gamma(0)$  yields the ACF

$$\rho(h) = \frac{(1 + \theta\phi)(\phi + \theta)}{1 + 2\theta\phi + \theta^2} \phi^{h-1}, \quad h \geq 1. \quad (3.52)$$

Notice that the general pattern of  $\rho(h)$  in (3.52) is not different from that of an AR(1) given in (3.8). Hence, it is unlikely that we will be able to tell the difference between an ARMA(1,1) and an AR(1) based solely on an ACF estimated from a sample. This consideration will lead us to the partial autocorrelation function.

## The Partial Autocorrelation Function (PACF)

For MA(q) models, the ACF will be zero for lags greater than q. Thus, the ACF provides a considerable amount of information about the order of the dependence when the process is a moving average process.

If the process, however, is ARMA or AR, the ACF alone tells us little about the orders of dependence. Hence, it is worthwhile pursuing a function that will behave like the ACF of MA models, but for AR models, namely, **the partial autocorrelation function (PACF)**.

To motivate the idea, consider a causal AR(1) model,  $x_t = \phi x_{t-1} + w_t$ . Then,

$$\begin{aligned}\gamma_x(2) &= \text{cov}(x_t, x_{t-2}) = \text{cov}(\phi x_{t-1} + w_t, x_{t-2}) \\ &= \text{cov}(\phi^2 x_{t-2} + \phi w_{t-1} + w_t, x_{t-2}) = \phi^2 \gamma_x(0).\end{aligned}$$

This result follows from causality because  $x_{t-2}$  involves  $\{w_{t-2}, w_{t-3}, \dots\}$ , which are all uncorrelated with  $w_t$  and  $w_{t-1}$ . The correlation between  $x_t$  and  $x_{t-2}$  is not zero, as it would be for an MA(1), because  $x_t$  is dependent on  $x_{t-2}$  through  $x_{t-1}$ . Suppose we break this chain of dependence by removing (or partial out) the effect  $x_{t-1}$ . That is, we consider the correlation between  $x_t - \phi x_{t-1}$  and  $x_{t-2} - \phi x_{t-1}$ , because it is the correlation between  $x_t$  and  $x_{t-2}$  with the linear dependence of each on  $x_{t-1}$  removed. In this way, we have broken the dependence chain between  $x_t$  and  $x_{t-2}$ . In fact,

$$\text{cov}(x_t - \phi x_{t-1}, x_{t-2} - \phi x_{t-1}) = \text{cov}(w_t, x_{t-2} - \phi x_{t-1}) = 0.$$

Hence, the tool we need is partial autocorrelation, which is the correlation between  $x_s$  and  $x_t$  with the linear effect of everything “in the middle” removed.

To formally define the PACF for mean-zero stationary time series, let  $\hat{x}_{t+h}$ , for  $h \geq 2$ , denote the regression<sup>3</sup> of  $x_{t+h}$  on  $\{x_{t+h-1}, x_{t+h-2}, \dots, x_{t+1}\}$ , which we write as

$$\hat{x}_{t+h} = \beta_1 x_{t+h-1} + \beta_2 x_{t+h-2} + \dots + \beta_{h-1} x_{t+1}. \quad (3.53)$$

No intercept term is needed in (3.53) because the mean of  $x_t$  is zero (otherwise, replace  $x_t$  by  $x_t - \mu_x$  in this discussion). In addition, let  $\hat{x}_t$  denote the regression of  $x_t$  on  $\{x_{t+1}, x_{t+2}, \dots, x_{t+h-1}\}$ , then

$$\hat{x}_t = \beta_1 x_{t+1} + \beta_2 x_{t+2} + \dots + \beta_{h-1} x_{t+h-1}. \quad (3.54)$$

**Definition 3.9** The partial autocorrelation function (PACF) of a stationary process,  $x_t$ , denoted  $\phi_{hh}$ , for  $h = 1, 2, \dots$ , is

$$\phi_{11} = \text{corr}(x_{t+1}, x_t) = \rho(1) \quad (3.55)$$

and

$$\phi_{hh} = \text{corr}(x_{t+h} - \widehat{x}_{t+h}, x_t - \widehat{x}_t), \quad h \geq 2. \quad (3.56)$$

Both  $(x_{t+h} - \widehat{x}_{t+h})$  and  $(x_t - \widehat{x}_t)$  are uncorrelated with  $\{x_{t+1}, \dots, x_{t+h-1}\}$ . The PACF,  $\phi_{hh}$ , is the correlation between  $x_{t+h}$  and  $x_t$  with the linear dependence of  $\{x_{t+1}, \dots, x_{t+h-1}\}$  on each, removed. If the process  $x_t$  is Gaussian, then  $\phi_{hh} = \text{corr}(x_{t+h}, x_t \mid x_{t+1}, \dots, x_{t+h-1})$ ; that is,  $\phi_{hh}$  is the correlation coefficient between  $x_{t+h}$  and  $x_t$  in the bivariate distribution of  $(x_{t+h}, x_t)$  conditional on  $\{x_{t+1}, \dots, x_{t+h-1}\}$ .

**Example 3.14 The PACF of an AR(1)**

Consider the PACF of the AR(1) process given by  $x_t = \phi x_{t-1} + w_t$ , with  $|\phi| < 1$ . By definition,  $\phi_{11} = \rho(1) = \phi$ . To calculate  $\phi_{22}$ , consider the regression of  $x_{t+2}$  on  $x_{t+1}$ , say,  $\widehat{x}_{t+2} = \beta x_{t+1}$ . We choose  $\beta$  to minimize

$$E(x_{t+2} - \widehat{x}_{t+2})^2 = E(x_{t+2} - \beta x_{t+1})^2 = \gamma(0) - 2\beta\gamma(1) + \beta^2\gamma(0).$$

Taking derivatives with respect to  $\beta$  and setting the result equal to zero, we have  $\beta = \gamma(1)/\gamma(0) = \rho(1) = \phi$ . Next, consider the regression of  $x_t$  on  $x_{t+1}$ , say  $\widehat{x}_t = \beta x_{t+1}$ . We choose  $\beta$  to minimize

$$E(x_t - \widehat{x}_t)^2 = E(x_t - \beta x_{t+1})^2 = \gamma(0) - 2\beta\gamma(1) + \beta^2\gamma(0).$$

This is the same equation as before, so  $\beta = \phi$ . Hence,

$$\begin{aligned} \phi_{22} &= \text{corr}(x_{t+2} - \widehat{x}_{t+2}, x_t - \widehat{x}_t) = \text{corr}(x_{t+2} - \phi x_{t+1}, x_t - \phi x_{t+1}) \\ &= \text{corr}(w_{t+2}, x_t - \phi x_{t+1}) = 0 \end{aligned}$$

by causality. Thus,  $\phi_{22} = 0$ . In the next example, we will see that in this case,  $\phi_{hh} = 0$  for all  $h > 1$ .

**Example 3.15 The PACF of an AR( $p$ )**

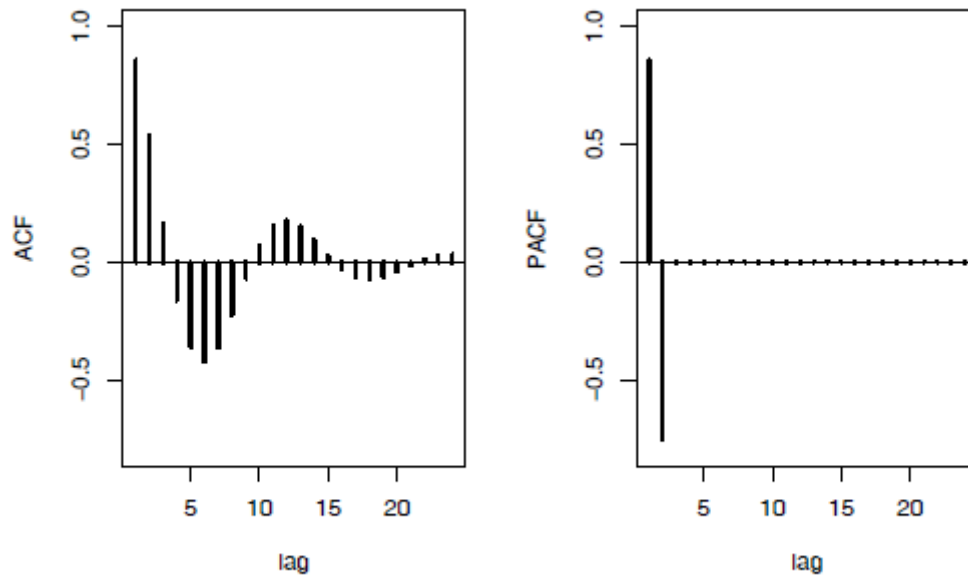
The model implies  $x_{t+h} = \sum_{j=1}^p \phi_j x_{t+h-j} + w_{t+h}$ , where the roots of  $\phi(z)$  are outside the unit circle. When  $h > p$ , the regression of  $x_{t+h}$  on  $\{x_{t+1}, \dots, x_{t+h-1}\}$ , is

$$\widehat{x}_{t+h} = \sum_{j=1}^p \phi_j x_{t+h-j}.$$

We have not proved this obvious result yet, but we will prove it in the next section. Thus, when  $h > p$ ,

$$\phi_{hh} = \text{corr}(x_{t+h} - \widehat{x}_{t+h}, x_t - \widehat{x}_t) = \text{corr}(w_{t+h}, x_t - \widehat{x}_t) = 0,$$

because, by causality,  $x_t - \widehat{x}_t$  depends only on  $\{w_{t+h-1}, w_{t+h-2}, \dots\}$ ; recall equation (3.54). When  $h \leq p$ ,  $\phi_{pp}$  is not zero, and  $\phi_{11}, \dots, \phi_{p-1, p-1}$  are not necessarily zero. We will see later that, in fact,  $\phi_{pp} = \phi_p$ . Figure 3.4 shows the ACF and the PACF of the AR(2) model presented in Example 3.10.



**Fig. 3.4.** The ACF and PACF of an AR(2) model with  $\phi_1 = 1.5$  and  $\phi_2 = -0.75$ .

**Example 3.16 The PACF of an Invertible MA(q)**

For an invertible MA( $q$ ), we can write  $x_t = -\sum_{j=1}^{\infty} \pi_j x_{t-j} + w_t$ . Moreover, no finite representation exists. From this result, it should be apparent that the PACF will never cut off, as in the case of an AR( $p$ ).

For an MA(1),  $x_t = w_t + \theta w_{t-1}$ , with  $|\theta| < 1$ , calculations similar to Example 3.14 will yield  $\phi_{22} = -\theta^2/(1 + \theta^2 + \theta^4)$ . For the MA(1) in general, we can show that

$$\phi_{hh} = -\frac{(-\theta)^h(1 - \theta^2)}{1 - \theta^{2(h+1)}}, \quad h \geq 1.$$

**Table 3.1.** Behavior of the ACF and PACF for ARMA Models

	AR( $p$ )	MA( $q$ )	ARMA( $p, q$ )
ACF	Tails off	Cuts off after lag $q$	Tails off
PACF	Cuts off after lag $p$	Tails off	Tails off

### Example 3.17 Preliminary Analysis of the Recruitment Series

We consider the problem of modeling the Recruitment series shown in Figure 1.5. There are 453 months of observed recruitment ranging over the years 1950-1987. The ACF and the PACF given in Figure 3.5 are consistent with the behavior of an AR(2). The ACF has cycles corresponding roughly to a 12-month period, and the PACF has large values for  $h = 1, 2$  and then is essentially zero for higher order lags. Based on Table 3.1, these results suggest that a second-order ( $p = 2$ ) autoregressive model might provide a good fit. Although we will discuss estimation in detail in §3.6, we ran a regression (see §2.2) using the data triplets  $\{(x; z_1, z_2) : (x_3; x_2, x_1), (x_4; x_3, x_2), \dots, (x_{453}; x_{452}, x_{451})\}$  to fit a model of the form

$$x_t = \phi_0 + \phi_1 x_{t-1} + \phi_2 x_{t-2} + w_t$$

for  $t = 3, 4, \dots, 453$ . The values of the estimates were  $\hat{\phi}_0 = 6.74_{(1.11)}$ ,  $\hat{\phi}_1 = 1.35_{(.04)}$ ,  $\hat{\phi}_2 = -.46_{(.04)}$ , and  $\hat{\sigma}_w^2 = 89.72$ , where the estimated standard errors are in parentheses.

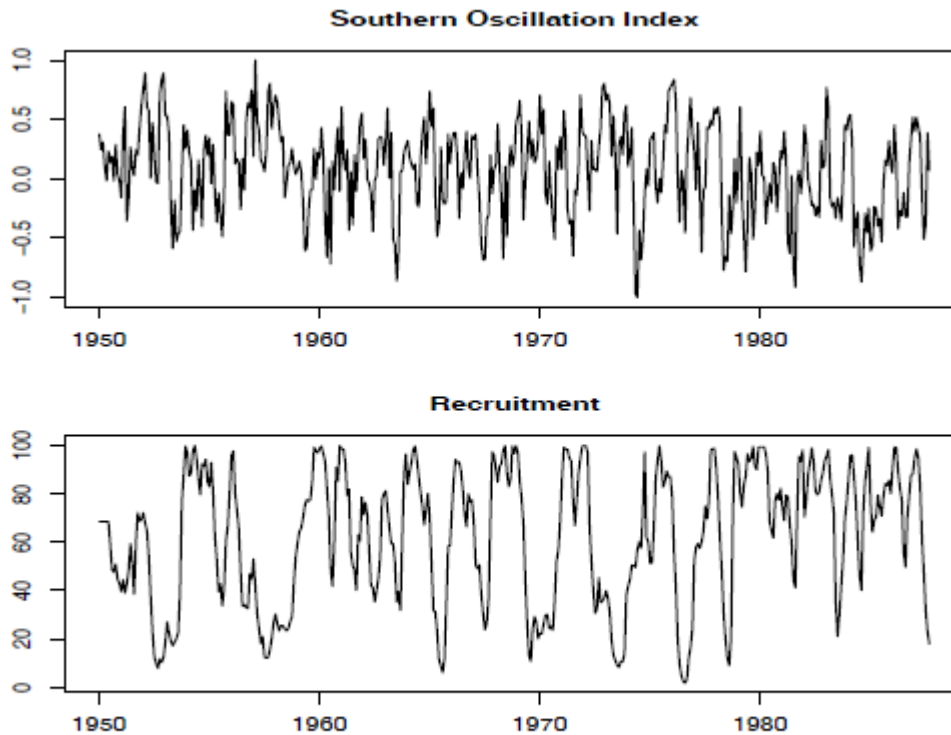
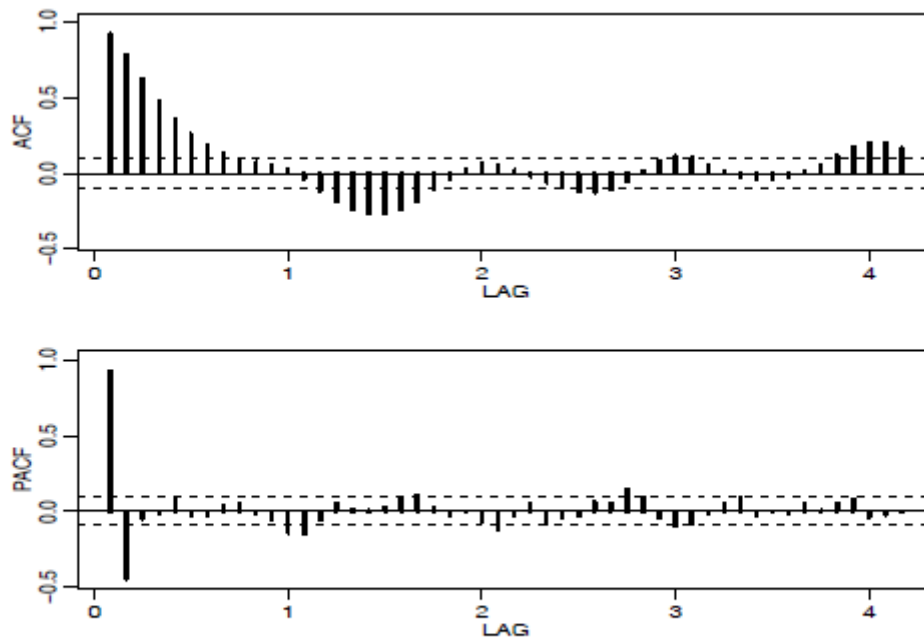


Fig. 1.5. Monthly SOI and Recruitment (estimated new fish), 1950-1987.





**Fig. 3.5.** ACF and PACF of the Recruitment series. Note that the lag axes are in terms of season (12 months in this case).