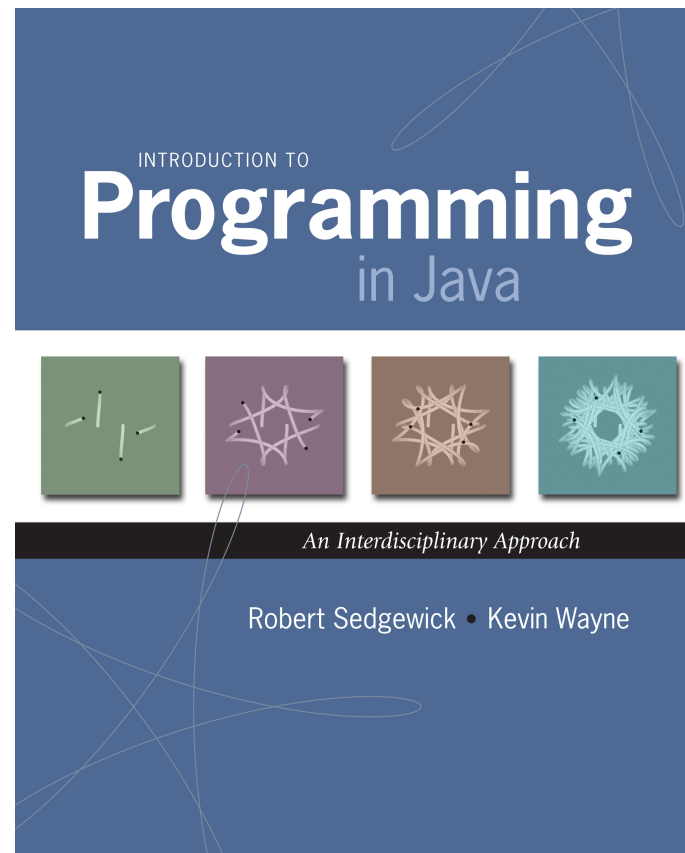


2.2 Libraries and Clients



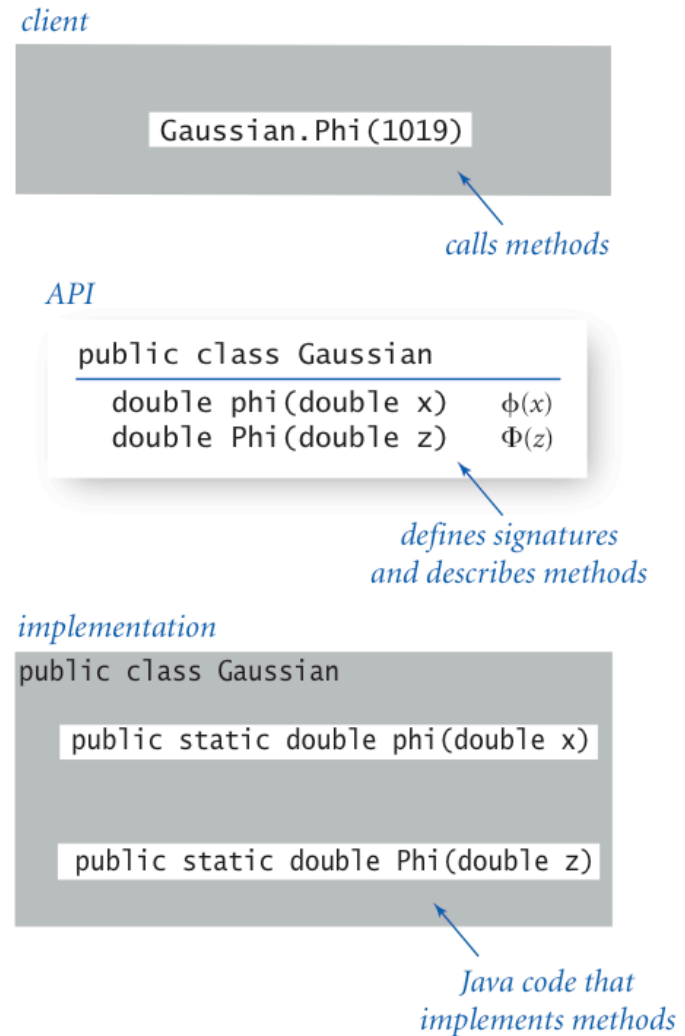
Libraries

Library. A module whose methods are primarily intended for use by many other programs.

Client. Program that calls a library.


API. Contract between client and implementation.

Implementation. Program that implements the methods in an API.



Random Numbers

“ The generation of random numbers is far too important to leave to chance. Anyone who considers arithmetical methods of producing random digits is, of course, in a state of sin. ”



Jon von Neumann (left), ENIAC (right)

Standard Random

Standard random. Our library to generate pseudo-random numbers.

```
public class StdRandom
```

<code>int uniform(int N)</code>	<i>integer between 0 and N-1</i>
<code>double uniform(double lo, double hi)</code>	<i>real between lo and hi</i>
<code>boolean bernoulli(double p)</code>	<i>true with probability p</i>
<code>double gaussian()</code>	<i>normal, mean 0, standard deviation 1</i>
<code>double gaussian(double m, double s)</code>	<i>normal, mean m, standard deviation s</i>
<code>int discrete(double[] a)</code>	<i>i with probability a[i]</i>
<code>void shuffle(double[] a)</code>	<i>randomly shuffle the array a[]</i>

```
int getRandomNumber()  
{  
    return 4; // chosen by fair dice roll.  
             // guaranteed to be random.  
}
```

Standard Random

```
public class StdRandom {  
  
    // between a and b  
    public static double uniform(double a, double b) {  
        return a + Math.random() * (b-a);  
    }  
  
    // between 0 and N-1  
    public static int uniform(int N) {  
        return (int) (Math.random() * N);  
    }  
  
    // true with probability p  
    public static boolean bernoulli(double p) {  
        return Math.random() < p;  
    }  
  
    // gaussian with mean = 0, stddev = 1  
    public static double gaussian()  
        /* see Exercise 1.2.27 */  
  
    // gaussian with given mean and stddev  
    public static double gaussian(double mean, double stddev) {  
        return mean + (stddev * gaussian());  
    }  
  
    ...  
}
```

Unit Testing

Unit test. Include `main()` to test each library.

```
public class StdRandom {
    ...

    public static void main(String[] args) {
        int N = Integer.parseInt(args[0]);
        for (int i = 0; i < N; i++) {
            StdOut.printf(" %2d " , uniform(100));
            StdOut.printf("%8.5f " , uniform(10.0, 99.0));
            StdOut.printf("%5b " , bernoulli(.5));
            StdOut.printf("%7.5f " , gaussian(9.0, .2));
            StdOut.println();
        }
    }
}
```


```
% java StdRandom 5
61 21.76541 true 9.30910
57 43.64327 false 9.42369
31 30.86201 true 9.06366
92 39.59314 true 9.00896
36 28.27256 false 8.66800
```

Using a Library

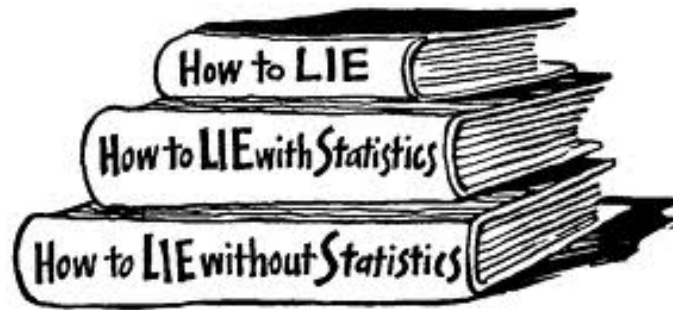
```
public class RandomPoints {  
    public static void main(String args[]) {  
        int N = Integer.parseInt(args[0]);  
        for (int i = 0; i < N; i++) {  
            double x = StdRandom.gaussian(0.5, 0.2);  
            double y = StdRandom.gaussian(0.5, 0.2);  
            StdDraw.point(x, y);  
        }  
    }  
}
```

use library name
to invoke method

```
% javac RandomPoints.java  
% java RandomPoints 10000
```



Statistics



Standard Statistics

Ex. Library to compute statistics on an array of real numbers.

```
public class StdStats
```

<code>double max(double[] a)</code>	<i>largest value</i>
<code>double min(double[] a)</code>	<i>smallest value</i>
<code>double mean(double[] a)</code>	<i>average</i>
<code>double var(double[] a)</code>	<i>sample variance</i>
<code>double stddev(double[] a)</code>	<i>sample standard deviation</i>
<code>double median(double[] a)</code>	<i>median</i>
<code>void plotPoints(double[] a)</code>	<i>plot points at (i, a[i])</i>
<code>void plotLines(double[] a)</code>	<i>plot lines connecting points at (i, a[i])</i>
<code>void plotBars(double[] a)</code>	<i>plot bars to points at (i, a[i])</i>

$$\mu = \frac{a_0 + a_1 + \cdots + a_{n-1}}{n}, \quad \sigma^2 = \frac{(a_0 - \mu)^2 + (a_1 - \mu)^2 + \cdots + (a_{n-1} - \mu)^2}{n - 1}$$

mean *sample variance*

Standard Statistics

Ex. Library to compute statistics on an array of real numbers.

```
public class StdStats {  
  
    public static double max(double[] a) {  
        double max = Double.NEGATIVE_INFINITY;  
        for (int i = 0; i < a.length; i++)  
            if (a[i] > max) max = a[i];  
        return max;  
    }  
  
    public static double mean(double[] a) {  
        double sum = 0.0;  
        for (int i = 0; i < a.length; i++)  
            sum = sum + a[i];  
        return sum / a.length;  
    }  
  
    public static double stddev(double[] a)  
        // see text  
  
}
```

Modular Programming



Modular Programming

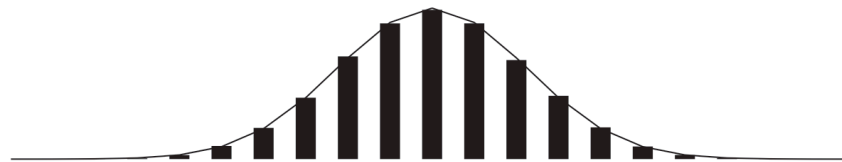
Modular programming.

- Divide program into self-contained pieces.
- Test each piece individually.
- Combine pieces to make program.

Ex. Flip N coins. How many heads?

- Read arguments from user.
- Flip one fair coin.
- Flip N fair coins and count number of heads.
- Repeat simulation, counting number of times each outcome occurs.
- Plot histogram of empirical results.
- Compare with theoretical predictions.

```
% java Bernoulli 20 100000
```



Bernoulli Trials

```
public class Bernoulli {  
    public static int binomial(int N) {  
        int heads = 0;  
        for (int j = 0; j < N; j++)  
            if (StdRandom.bernoulli(0.5)) heads++;  
        return heads;  
    }  
  
    public static void main(String[] args) {  
        int N = Integer.parseInt(args[0]);  
        int T = Integer.parseInt(args[1]);  
  
        int[] freq = new int[N+1];  
        for (int i = 0; i < T; i++)  
            freq[binomial(N)]++;  
  
        double[] normalized = new double[N+1];  
        for (int i = 0; i <= N; i++)  
            normalized[i] = (double) freq[i] / T;  
        StdStats.plotBars(normalized);  
  
        double mean = N / 2.0, stddev = Math.sqrt(N) / 2.0;  
        double[] phi = new double[N+1];  
        for (int i = 0; i <= N; i++)  
            phi[i] = Gaussian.phi(i, mean, stddev);  
        StdStats.plotLines(phi);  
    }  
}
```

flip N fair coins;
return # heads

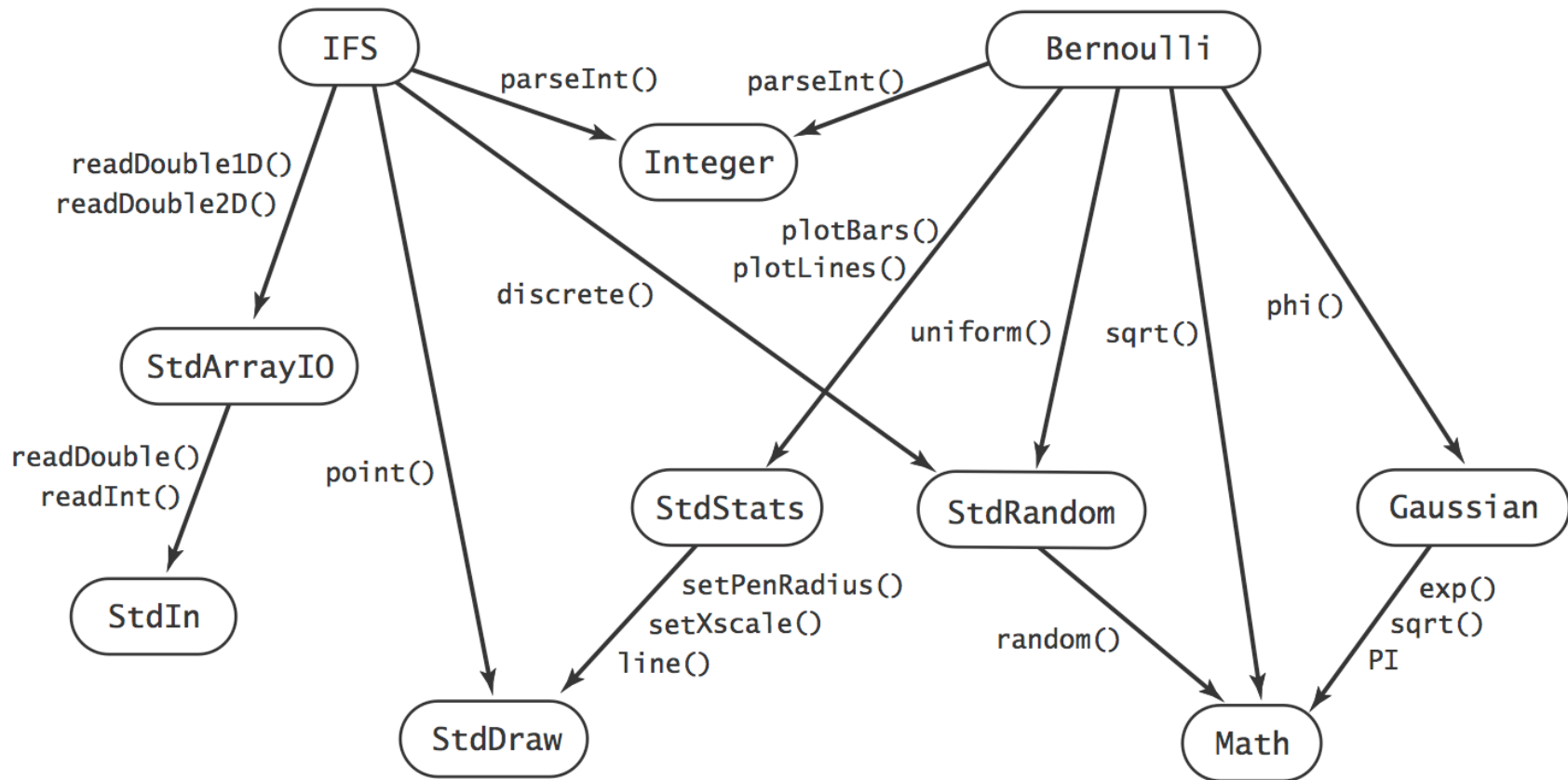
perform T trials
of N coin flips each

plot histogram
of number of heads

theoretical prediction

Dependency Graph

Modular programming. Build relatively complicated program by combining several small, independent, modules.



Libraries

Why use libraries?

- Makes code easier to understand.
- Makes code easier to debug.
- Makes code easier to maintain and improve.
- Makes code easier to reuse.